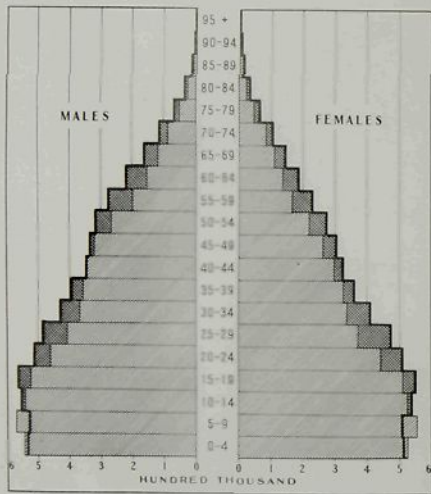


GRAPHIC RECORD OF VITAL STATISTICS IN CANADA* 1926 - 44

POPULATION OF CANADA BY SEX
AND QUINQUENNIAL AGE-GROUPS

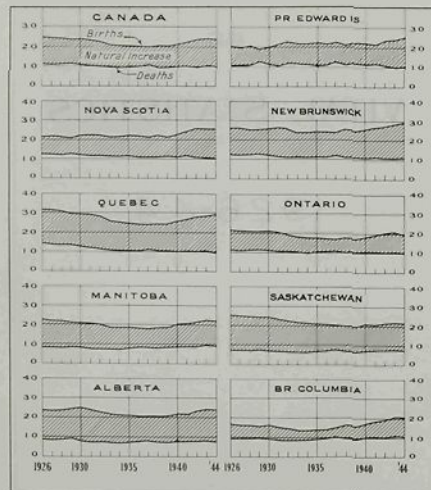
1931 — 1941 —



* Exclusive of Yukon and the Northwest Territories

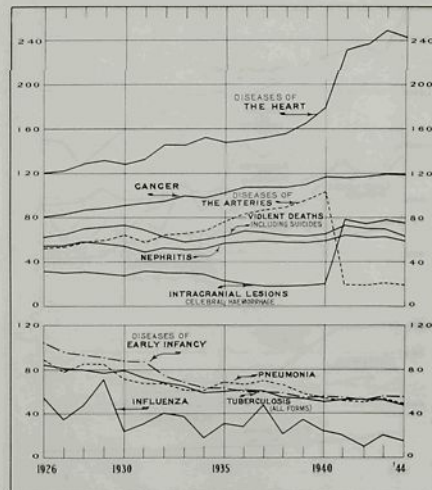
BIRTH RATES, DEATH RATES
AND RATES OF NATURAL INCREASE

Rates per 1,000 Population



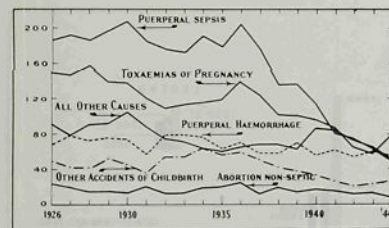
TEN LEADING CAUSES OF
DEATH

Rates per 100,000 Population



MATERNAL MORTALITY
GROUP CAUSES OF DEATH

Rates per 100,000 Live Births



MATERNAL MORTALITY
Rates per 1,000 Live Births, by Ages

